

(D)(a) STATEMENT SHOWING SHAREHOLDING PATTERN

Name of the Company: J TAPARIA PROJECTS LTD.
Scrip Code: Name of the Scrip:
Quarter Ended: 31/12/2014

Class of security:

Page: 1

Partly paid-up shares:-	No. of partly paid-up shares	As a % of total no. of partly paid-up shares	As a % of total no. of shares of the company
-------------------------	------------------------------	--	--

Held by promoter/promoter group

Held by public
Total - D

Outstanding convertible securities:-	No. of outstanding securities	As a % of total no. of outstanding convertible securities	As a % of total no. of shares of the company, assuming full conversion of the convertible securities
--------------------------------------	-------------------------------	---	--

Held by promoter/promoter group


Held by public
Total - E

Warrants:-	No. of warrants	As a % of total no. of warrants	As a % of total no. of shares of the company, assuming full conversion of warrants
------------	-----------------	---------------------------------	--

Held by promoter/promoter group

Held by public
Total - F

Total paid-up capital of the company, assuming full conversion of warrants and convertible securities	16200000		
---	----------	--	--




Category Code	Category of Shareholders	Number of shareholders	Total number of shares	Number of shares held in Demat Form	As a % of (A+B)	As a % of (A+B+c)	Number of Pledged shares	As a percentage (ix)=(viii/iv*100)
(i)	(ii)	(iii)	(iv)	(v)	(vi)	(vii)	(viii)	(ix)
(A)	Total Shareholding of Promoter & Promoter Group							
(1)	Indian							
(a)	Individual/HUF	2	3200	3200	0.020	0.020	Nil	Nil
(b)	Central Govt. / State Govt.	Nil	Nil	Nil	Nil	Nil	Nil	Nil
(c)	Bodies Corporate	2	4430000	4430000	27.346	27.346	Nil	Nil
(d)	Fin. Institutions / Bank	Nil	Nil	Nil	Nil	Nil	Nil	Nil
(e)	Any Other	Nil	Nil	Nil	Nil	Nil	Nil	Nil
	Sub-Total of (A)(1)	4	4433200	4433200	27.365	27.365	Nil	Nil
(2)	Foreign							
(a)	Individuals (NRIs/Foreign)	Nil	Nil	Nil	Nil	Nil	Nil	Nil
(b)	Bodies Corporate	Nil	Nil	Nil	Nil	Nil	Nil	Nil
(c)	Institutions	Nil	Nil	Nil	Nil	Nil	Nil	Nil
(d)	Qualified Foreign Investors	Nil	Nil	Nil	Nil	Nil	Nil	Nil
(e)	Any Other	Nil	Nil	Nil	Nil	Nil	Nil	Nil
	Sub-Total of (A)(2)	Nil	Nil	Nil	Nil	Nil	Nil	Nil
	Shareholding of Promoter & Promoter Group (A) = A1+A2	4	4433200	4433200	27.365	27.365	Nil	Nil
(B)	Public Shareholding							
(1)	Institutions							
(a)	Mutual Funds / UTI	Nil	Nil	Nil	Nil	Nil	NA	NA
(b)	Fin. Institutions / Banks	Nil	Nil	Nil	Nil	Nil	NA	NA
(c)	Central Govt. / State Govt.	Nil	Nil	Nil	Nil	Nil	NA	NA
(d)	Venture Capital	Nil	Nil	Nil	Nil	Nil	NA	NA
(e)	Insurance Company	Nil	Nil	Nil	Nil	Nil	NA	NA
(f)	Foreign Inst. Investors	Nil	Nil	Nil	Nil	Nil	NA	NA
(g)	Foreign VC Investors	Nil	Nil	Nil	Nil	Nil	NA	NA
(h)	Qualified Foreign Investors	Nil	Nil	Nil	Nil	Nil	NA	NA
(i)	Any Other	Nil	Nil	Nil	Nil	Nil	NA	NA
	Sub-Total (B)(1)	Nil	Nil	Nil	Nil	Nil	NA	NA
(2)	Non-Institutions							
(a)	Bodies Corporate	36	11463850	11463850	70.765	70.765	NA	NA
(b)	Individuals							
	i. Individual Shareholders Holding Nominal Share Upto Rs.1 Lakh	518	181282	16012	1.119	1.119	NA	NA
	ii. Individual Shareholders Holding Nominal Share greater than Rs.1 Lakh	3	121668	86938	0.751	0.751	NA	NA
(c)	Qualified Foreign Investors	Nil	Nil	Nil	Nil	Nil	NA	NA
(d)	Any Other	Nil	Nil	Nil	Nil	Nil	NA	NA
	Sub-Total (B)(2)	557	11766800	11566800	72.635	72.635	NA	NA
	Total Public Shareholding (B) = (B)(1) + (B)(2)	557	11766800	11566800	72.635	72.635	NA	NA
	TOTAL (A)+(B)	561	16200000	16000000	100.000	100.000	Nil	Nil
(C)	Shares held by Custodians And against which DRs have been issued	Nil	Nil	Nil	Nil	Nil	NA	NA
(1)	Promoter and Promoter group	Nil	Nil	Nil	Nil	Nil	NA	NA
(2)	Public	Nil	Nil	Nil	Nil	Nil	NA	NA
	GRAND TOTAL (A)+(B)+(C)	561	16200000	16000000	100.000	100.000	Nil	Nil



PARIA PROJECTS LTD.

b) Statement showing holding of securities (including shares, warrants, convertible securities) of persons belonging to the category [Promoter & Promoter Group] As on 31/12/2014

Name of the shareholder	Details of Shares Held		Encumbered shares(*)		Details of warrants				Details of Convertible Securities		Total shares (including underlying shares assuming full conversion of warrants and convertible securities) as a % of diluted share capital
	Number of Shares held	As a % of grand total (A)+(B)+(C)	Number of Pledged Shares held	As a percentage of grand total (A)+(B)+(C)	Number of warrants held	As a % of total warrants	Number of convertible securities held	As a % of total convertible securities	Number of convertible securities of the same class	% of diluted share capital	
(ii)	(iii)	(iv)	(v)	(vi)=(v)/(iii)*100	(vii)	(viii)	(ix)	(x)	(xi)	(xii)	
MAXXON TRADING AND FINVEST PVT. LTD.	1980000	12.222	0	0.000	0.000	0	0.000	0	0.000	12.222	
DASIS SYNTAX PVT.LTD.	2450000	15.123	0	0.000	0.000	0	0.000	0	0.000	15.123	
AJAY ANAND FUGALIA	1600	0.010	0	0.000	0.000	0	0.000	0	0.000	0.010	
ANJAN KUMAR SIRDHIA	1600	0.010	0	0.000	0.000	0	0.000	0	0.000	0.010	
TOTAL	4433200	27.365	0	0.000	0.000	Nil	Nil	Nil	Nil	27.365	




Sr1. Name(s) of the shareholder	Number of Shares held	Shares as a percentage of total number of shares (i.e., Grand Total (A)+(B)+(C) indicated in Statement at para (1)(a) above)	Details of Warrants		Details of convertible Securities		Total Shares (including underlying shares assuming full conversion of warrants and securities) as a % of diluted share capital
			Number of Warrants held	As a % of total warrants of the same Class	Number of convertible securities held	As a % of total convertible securities of the same class	
1. ASRFLIGHT VANLUJA PRIVATE LIMITED	192000	1.185	0	0.000	0	0.000	1.185
2. BAID VYAPAAR PVT. LTD.	410800	2.536	0	0.000	0	0.000	2.536
3. BAJARIA DISTRIBUTORS PVT. LTD.	240000	1.481	0	0.000	0	0.000	1.481
4. BESTLUCK TREXIM PVT LTD	415000	2.562	0	0.000	0	0.000	2.562
5. BIDSTAR DEALCOMM PRIVATE LIMITED	375400	2.317	0	0.000	0	0.000	2.317
6. DEMO AGENCIES PVT LTD	166000	1.025	0	0.000	0	0.000	1.025
7. DIANA COMIDEAL PVT LTD	400000	2.469	0	0.000	0	0.000	2.469
8. DURGAN VINCOM PVT LTD	223000	1.377	0	0.000	0	0.000	1.377
9. EAGLE COMIDEAL PVT LTD	397350	2.454	0	0.000	0	0.000	2.454
10. EVERSAFE HIGHRISE PRIVATE LIMITED	560000	3.457	0	0.000	0	0.000	3.457
11. FORCE AGENCY PVT. LTD.	430000	2.654	0	0.000	0	0.000	2.654
12. IMPRESSION DEALCOM PVT LTD	190000	*1.173	0	0.000	0	0.000	1.173
13. KARUNA COMIDEAL PVT LTD	799500	4.935	0	0.000	0	0.000	4.935
14. MARKS DEALCOMM PVT LTD	400000	2.469	0	0.000	0	0.000	2.469
15. ODYSEE VANLUJA PVT LTD	464600	2.868	0	0.000	0	0.000	2.868
16. PICCADILY SALES AND SERVICES PVT LTD.	800000	4.938	0	0.000	0	0.000	4.938
17. PLENTY NIRYAT PVT. LTD	800000	4.938	0	0.000	0	0.000	4.938
18. POWERPLUS INFEX PVT LTD	398500	2.460	0	0.000	0	0.000	2.460
19. PRIYANKA TREXIM AND COMMERCE PRIVATE LIM	220000	1.358	0	0.000	0	0.000	1.358
20. PUGALIA VYAPAAR PRIVATE LIMITED	500000	3.086	0	0.000	0	0.000	3.086
21. RICON CONSULTANTS PRIVATE LIMITED	168000	1.037	0	0.000	0	0.000	1.037
22. SCROLL MERCHANTS PRIVATE LIMITED	200000	1.235	0	0.000	0	0.000	1.235
23. SILVERTOS TREXIM PVT LTD	340000	2.099	0	0.000	0	0.000	2.099
24. SOFTTOUCH AGENCY PVT LTD	400000	2.469	0	0.000	0	0.000	2.469
25. SREE GANESH FINCO AND CREDIT PVT. LTD.	320000	1.975	0	0.000	0	0.000	1.975
26. SUN BRIGHT TREXIM PVT.LTD.	300000	1.852	0	0.000	0	0.000	1.852
27. SUTLAJ SALES PRIVATE LIMITED	213000	1.315	0	0.000	0	0.000	1.315
28. TABASSUM SUPPLIERS PRIVATE LIMITED	240000	1.481	0	0.000	0	0.000	1.481
29. WELLMAN SALES AGENCY PVT.LTD	264000	1.630	0	0.000	0	0.000	1.630
30. ZEN MERCHANTS PVT LTD.	300000	1.852	0	0.000	0	0.000	1.852
TOTAL	11127350	68.687	Nil	Nil	Nil	Nil	68.687



J TAPARIA PROJECTS LTD.

(1)(c)(ii) Statement showing holding of securities (including shares, warrants, convertible securities) of persons (together with PAC) belonging to the category [PUBLIC] and holding more than 5.000(%) of the total number of shares of the company as on 31/12/2014

Sr1. Name(s) of the shareholder and the Persons Acting in Concert (PAC) with them	Number of Shares held	Shares as a percentage of total number of shares (i.e., Grand Total (A)+(B)+(C) indicated in Statement at para (1)(a) above)	Details of Warrants		Details of convertible Securities %w.r.t. total convertible securities held		Total Shares (including underlying shares assuming full conversion of warrants and convertible securities) as a % of diluted share capital
			Number of Warrants held	As a % of total warrants held	Number of convertible securities held	%w.r.t. total convertible securities held	
	Nil	Nil	Nil	Nil	Nil	Nil	Nil




J TAPARIA PROJECTS LTD.

(I)(d) STATEMENT SHOWING DETAILS OF LOCKED-IN SHARES AS ON 31/12/2014

Page: 1

Sr. Name(s) of the Shareholder	Category of Shareholders Locked-in (Promoter/ Public)	Number of Locked-in Shares	% to Total
1.		NIL	NIL



J TAPARIA PROJECTS LTD.

(II)(a) STATEMENT SHOWING DETAILS OF DEPOSITORY RECEIPTS (DRs)

Page: 1

Srl. Type of Outstanding DR (ADRs, GDRs, SDRs, etc)	Number of Outstanding DRs	Number of Shares underlying outstanding DRs	Shares underlying Outstanding DRs as a Percentage of total number of shares (ie. Grand total(A)+(B)+ (C) indicated in Statement at para (I)(a) above)
1. Nil	Nil	Nil	NIL



J TAPARIA PROJECTS LTD.

(II)(b) STATEMENT SHOWING DETAILS OF DEPOSITORY RECEIPTS (DRs), WHERE UNDERLYING SHARES HELD BY 'PROMOTER/PROMOTER GROUP' ARE IN EXCESS OF 1% OF THE TOTAL NO. OF SHARES

Page. 1

Sr1. Name of the DR Holder	Type of outstanding DR (ADRs, GDRs, SDRs, etc.) DRs	Number of Shares Underlying outstanding DRs	Shares underlying Outstanding DRs as Percentage of total number of shares (ie. Grand total(A)+(B)+(C) indicated in statement at para (I)(a) above
1. Nil	Nil	Nil	Nil
2. Nil	Nil	Nil	Nil
TOTAL Nil	Nil	Nil	Nil

