


**Format of holding of specified securities**

**Annexure - I**

- 1 Name of Listed Entity : J. TAPARIA PROJECTS LTD.
- 2 Scrip Code/Name of Scrip/Class of Security : 538539/ JTAPARIA/ EQUITY SHARES
- 3 Share Holding Pattern Filed under: Reg. 31(1) ( b ) : Quarter Ended 31/12/2015
- 4 Declaration:

	Particulars	Yes	No
1	Whether the Listed Entity has issued any partly paid up shares		No
2	Whether the Listed Entity has issued any Convertible Securities or Warrants?		No
3	Whether the Listed Entity has any shares against which depository receipt are issued?		No
4	Whether the Listed Entity has any shares in locked-in?		No
5	Whether any shares held by promoters are pledge or otherwise encumbered?		No

- 5 The tabular format for disclosure of holding of specified securities is as follows:-




**Table I - Summary Statement holding of specified securities**

Category (i)	Category of shareholder (ii)	Nos. of shareholders (iii)	No. of fully paid-up equity shares held (iv)	No. of partly paid-up equity shares held (v)	No. of shares underlying Depository Receipt (vi)	Total nos. shares held (vii) = (iv)+(v) + (vi)	Share holding as a % of total no. of shares (calculated as per SCRR, 1957) (viii) As a % of (A+B+C2)	Number of Voting Rights held in each class of securities (ix)			No. of Shares Underlying convertible securities (including Warrants) (x)	Share holding as a % assuming full conversion of convertible securities (as a percentage of diluted share capital) (xi) = (vii) * (x) as a % of (A+B+C)	Number of Locked in shares (xii)		Number of Shares pledged or otherwise encumbered (xiii)		Number of equity shares held in dematerialized form (xiv)	
								Class : Equity	Class : eg:y	Total			No. (a)	As a % of total Shares held (b)	No. (a)	As a % of total Shares held (b)		
(A)	Promoter & Promoter Group	4	4433200	0	0	4433200	27.365	4433200	0	4433200	27.365	0	0.000	0	0.000	0	0.000	4433200
(B)	Public	463	11766800	0	0	11766800	72.635	11766800	0	11766800	72.635	0	0.000	0	0.000	0	0.000	11566800
(C)	Non Promoter - Non Public																	
(C1)	Shares underlying DRS																	
(C2)	Shares held by Employee Trusts																	
	<b>TOTAL</b>	<b>467</b>	<b>16200000</b>	<b>0</b>	<b>0</b>	<b>16200000</b>	<b>100.000</b>	<b>16200000</b>	<b>0</b>	<b>16200000</b>	<b>100.000</b>	<b>0</b>	<b>0.000</b>	<b>0</b>	<b>0.000</b>	<b>0</b>	<b>0.000</b>	<b>16000000</b>



**Table II - Statement showing shareholding pattern of the Promoter and Promoter Group**

Category & Name of shareholders (i)	PAN (ii)	Nos. of shareholders (iii)	No. of fully paid-up equity shares held (iv)	No. of partly paid-up equity shares held (v)	Nos. of shares underlying Depository Receipt (vi)	Total nos. shares held (vii) = (iv)+(v)+(vi)	Shareholding % calculated as per SCRR, 1957 As a % of (A+B+C2) (viii)	Number of Voting Rights held in each class of securities (ix)			No. of Shares Underlying Convertible Securities (including Warrants) (x)	Shareholding as a % assuming full conversion of convertible securities (as a % of diluted share capital) (vii)+(x) as a % of (A+B+C)	Number of Locked in shares (xii)		Number of Shares pledged or otherwise encumbered (xiii)		Number of equity shares held in dematerialized form (XIV)
								Class : Equity	Class : Y	Total			Total as a % of Total Voting rights	No. (a)	As a % of total Shares held (b)	No. (a)	
(1)																	
(a)																	
Indian		0	0	0	0	0	0.000	0	0	0	0	0.000	0	0.000	0	0.000	0
Individuals/Hindu Undivided Family		2	3200	0	0	3200	0.020	3200	0	0	0	0.020	0	0.000	0	0.000	3200
AJAY ANAND	AFZPP0010R	0	1600	0	0	1600	0.010	1600	0	0	0	0.010	0	0.000	0	0.000	1600
ANJAN KUMAR	AJHPS9350F	0	1600	0	0	1600	0.010	1600	0	0	0	0.010	0	0.000	0	0.000	1600
Central Government/State Government(s)		0	0	0	0	0	0.000	0	0	0	0	0.000	0	0.000	0	0.000	0
Financial Institutions/Banks		0	0	0	0	0	0.000	0	0	0	0	0.000	0	0.000	0	0.000	0
Any Other		0	0	0	0	0	0.000	0	0	0	0	0.000	0	0.000	0	0.000	0
Bodies Corporate		2	4430000	0	0	4430000	27.346	4430000	0	0	0	27.346	0	0.000	0	0.000	4430000
MAXXON TRADING AND FINVEST PVT. LTD.	AABCM7414N	0	1980000	0	0	1980000	12.222	1980000	0	0	0	12.222	0	0.000	0	0.000	1980000
OASIS SYNTEX PVT.LTD.	AAACO2939B	0	2450000	0	0	2450000	15.123	2450000	0	0	0	15.123	0	0.000	0	0.000	2450000
Trusts		0	0	0	0	0	0.000	0	0	0	0	0.000	0	0.000	0	0.000	0
Clearing Members		0	0	0	0	0	0.000	0	0	0	0	0.000	0	0.000	0	0.000	0
Sub-Total (A)(1)		4	4433200	0	0	4433200	27.365	4433200	0	0	0	27.365	0	0.000	0	0.000	4433200
(2)																	
Foreign Individuals (Non-Resident Individuals/Foreign Individuals)		0	0	0	0	0	0.000	0	0	0	0	0.000	0	0.000	0	0.000	0
Government		0	0	0	0	0	0.000	0	0	0	0	0.000	0	0.000	0	0.000	0
Institutions		0	0	0	0	0	0.000	0	0	0	0	0.000	0	0.000	0	0.000	0
Foreign Portfolio Investor		0	0	0	0	0	0.000	0	0	0	0	0.000	0	0.000	0	0.000	0
Any Other		0	0	0	0	0	0.000	0	0	0	0	0.000	0	0.000	0	0.000	0
OCBs		0	0	0	0	0	0.000	0	0	0	0	0.000	0	0.000	0	0.000	0
Sub-Total (A)(2)		0	0	0	0	0	0.000	0	0	0	0	0.000	0	0.000	0	0.000	0
Total Shareholding of Promoter and Promoter Group (A)=(A)(1)+(A)(2)		4	4433200	0	0	4433200	27.365	4433200	0	0	0	27.365	0	0.000	0	0.000	4433200



**Table III - Statement showing shareholding pattern of the Public shareholder**

Category & Name of shareholders (i)	PAN (ii)	Nos. of share holders (iii)	No. of fully paid-up equity shares held (iv)	No. of partly paid-up equity shares held (v)	Nos. of shares underlying Depository Receipt (vi)	Total nos. shares held (vii) = (iv)+(v)+(vi)	Shareholding % calculated as per SCRR, 1957 As a % of (A+B+C2) (viii)	Number of Voting Rights held in each class of securities (ix)			No. of Shares Outstanding convertible securities (including Warrants) (x)	Shareholding as a % assuming full conversion of convertible securities (as a percentage of diluted share capital) (xi) = (vii)+(x) as a % of (A+B+C)	Number of Locked in shares (xii)		Number of Shares pledged or otherwise encumbered		Number of equity shares held in dematerialized form (xiv)
								Class: Equity	Class: Preference	Total			As a % of Total Shares held (a)	No. (a)	As a % of total Shares held (b)		
																No. of Voting Rights	
(1) Institutions		0	0	0	0	0	0.000	0	0	0	0.000	0	0.000	0	0.000	0	0
(a) Mutual Funds		0	0	0	0	0	0.000	0	0	0	0.000	0	0.000	0	0.000	0	0
(b) Venture Capital Funds		0	0	0	0	0	0.000	0	0	0	0.000	0	0.000	0	0.000	0	0
(c) Alternate Investment Funds		0	0	0	0	0	0.000	0	0	0	0.000	0	0.000	0	0.000	0	0
(d) Foreign Venture Capital Investors		0	0	0	0	0	0.000	0	0	0	0.000	0	0.000	0	0.000	0	0
(e) Foreign Portfolio Investors		0	0	0	0	0	0.000	0	0	0	0.000	0	0.000	0	0.000	0	0
(f) Financial Institutions/Banks		0	0	0	0	0	0.000	0	0	0	0.000	0	0.000	0	0.000	0	0
(g) Insurance Companies		0	0	0	0	0	0.000	0	0	0	0.000	0	0.000	0	0.000	0	0
(h) Provident Funds/Pension Funds		0	0	0	0	0	0.000	0	0	0	0.000	0	0.000	0	0.000	0	0
(i) Any Other		0	0	0	0	0	0.000	0	0	0	0.000	0	0.000	0	0.000	0	0
Foreign Institutional Investors		0	0	0	0	0	0.000	0	0	0	0.000	0	0.000	0	0.000	0	0
GFI - Corporate		0	0	0	0	0	0.000	0	0	0	0.000	0	0.000	0	0.000	0	0
Sub-Total (B)(1)		0	0	0	0	0	0.000	0	0	0	0.000	0	0.000	0	0.000	0	0
Central Government/State Government(s)/President of India		0	0	0	0	0	0.000	0	0	0	0.000	0	0.000	0	0.000	0	0
Sub-Total (B)(2)		0	0	0	0	0	0.000	0	0	0	0.000	0	0.000	0	0.000	0	0
(3) Non-Institutions		0	0	0	0	0	0.000	0	0	0	0.000	0	0.000	0	0.000	0	0
(a) Individuals		0	0	0	0	0	0.000	0	0	0	0.000	0	0.000	0	0.000	0	0
i) Individual shareholders holding nominal share capital up to Rs.2 Lakhs.		428	198812	0	0	198812	1.227	198812	0	198812	1.227	0	1.227	0	0.000	0	16012
ii) Individual shareholders holding nominal share capital in excess of Rs.2 Lakhs.		2	104138	0	0	104138	0.643	104138	0	104138	0.643	0	0.643	0	0.000	0	86938
(b) NBFCs registered with RBI		0	0	0	0	0	0.000	0	0	0	0.000	0	0.000	0	0.000	0	0
(c) Employee Funds		0	0	0	0	0	0.000	0	0	0	0.000	0	0.000	0	0.000	0	0





RICON CONSULTANTS PRIVATE LIMITED	AACRR7765E	0	168000	0	0	0	0	0	168000	1.037	168000	1.037	0	0	0	0.000	0	0.000	168000
SILVERTOSS TREXIM PVT LTD	AAMCS2302J	0	340000	0	0	0	0	0	340000	2.099	340000	2.099	0	0	0	0.000	0	0.000	340000
SOFT TOUCH AGENCY PVT LTD	AAMCS2296M	0	400000	0	0	0	0	0	400000	2.469	400000	2.469	0	0	0	0.000	0	0.000	400000
SPACEPLUS AGENCIES PVT LTD.	AAECS4980Q	0	500000	0	0	0	0	0	500000	3.086	500000	3.086	0	0	0	0.000	0	0.000	500000
SREE GANESH FINCO AND CREDIT PVT. LTD.	AAECS0715R	0	320000	0	0	0	0	0	320000	1.975	320000	1.975	0	0	0	0.000	0	0.000	320000
SUTLAJ SALES PRIVATE LIMITED	AADCS9410Q	0	213000	0	0	0	0	0	213000	1.315	213000	1.315	0	0	0	0.000	0	0.000	213000
TABASSUM SUPPLIERS PRIVATE LIMITED	AABCT7259E	0	240000	0	0	0	0	0	240000	1.481	240000	1.481	0	0	0	0.000	0	0.000	240000
WELLMAN SALES AGENCY PVT.LTD	AAACW2600H	0	264000	0	0	0	0	0	264000	1.630	264000	1.630	0	0	0	0.000	0	0.000	264000
ZEN MERCHANTS PVT LTD.	AAACZ3013B	0	300000	0	0	0	0	0	300000	1.852	300000	1.852	0	0	0	0.000	0	0.000	300000
QFI - Individual		0	0	0	0	0	0	0	0	0.000	0	0.000	0	0	0	0.000	0	0.000	0
NRI / OCBs		0	0	0	0	0	0	0	0	0.000	0	0.000	0	0	0	0.000	0	0.000	0
Trusts		0	0	0	0	0	0	0	0	0.000	0	0.000	0	0	0	0.000	0	0.000	0
Clearing Members		0	0	0	0	0	0	0	0	0.000	0	0.000	0	0	0	0.000	0	0.000	0
Sub-Total (B)(3)		463	11766800	0	0	0	0	0	11766800	72.635	11766800	72.635	0	0	0	0.000	0	0.000	11566800
<b>Total Public Shareholding (B)=(B)(1)+(B)(2)+(B)(3)</b>		<b>463</b>	<b>11766800</b>	<b>0</b>	<b>0</b>	<b>0</b>	<b>0</b>	<b>0</b>	<b>11766800</b>	<b>72.635</b>	<b>11766800</b>	<b>72.635</b>	<b>0</b>	<b>0</b>	<b>0</b>	<b>0.000</b>	<b>0</b>	<b>0.000</b>	<b>11566800</b>




Table IV - Statement showing shareholding pattern of the Non Promoter - Non Public shareholder

Category & Name of shareholders (i)	PAN (ii)	Nos. of shareholders (iii)	No. of fully paid up equity shares held (iv)	No. of partly paid-up equity shares held (v)	Nos. of shares underlying Depository Receipt (vi)	Total nos. shares held (vii) = (iv)+(v)+(vi)	Shareholding as % calculated as per SCRR, 1957 As a % of (A+B+C2) (viii)	Number of Voting Rights held in each class of securities (ix)			No. of Shares Underlying Outstanding convertible securities (including Warrants) (x)	Shareholding as a % assuming full conversion of convertible securities (as a percentage of diluted share capital) (xi) = (vii)/(x) as a % of (A+B+C)	Number of Locked in shares (xii)		Number of Shares pledged or otherwise encumbered (xiii)		Number of equity shares held in dematerialized form (xiv)
								Class: Equity	Class: Preference	Total			No. (a)	As a % of total Shares held (b)	No. (a)	As a % of total Shares held (b)	
(1) Custodian DR Holder																	
(2) Employee Benefit Trust (under SEBI (share based Employee Benefit) Regulations, 2014																	
<b>Total Non-Promoter - Non-Public Shareholding (C)=(1)+(2)</b>																	

For J. TAPARIA PROJECTS LTD.

*Jayjit Sharma*  
Managing Director/Director